




ENGINEERING TECHNOLOGY BACHELOR'S DEGREES AWARDED BY SCHOOL

1. Ferris State University	369
2. Wentworth Institute of Technology	291
3. Indiana U. Purdue U., Indianapolis	284
4. Purdue University	232
5. Rochester Institute of Technology	230
6. Southern Polytechnic State University	214
7. University of Toledo	198
8. Old Dominion University	170
9. Oklahoma State University	149
10. University of Houston	148
11. Purdue University, Calumet	145
12. Oregon Institute of Technology	137
13. New Jersey Institute of Technology	135
14. University of Central Florida	128
15. Alfred State College	116
16. Northeastern University	107
17. California State Poly. U., Pomona	106
18. Univ. of North Carolina, Charlotte	101
19. Texas A&M University	94
20. Michigan Technological University	93
21. DeVry University, Columbus	89
21. University of Maine	89
23. Arizona State University, Polytechnic	87
24. Northern Illinois University	79
24. Pennsylvania State Univ., Erie	79
26. Brigham Young University	77
27. University of Hartford	74
28. Weber State University	73
29. DeVry University, Chicago	69
29. DeVry University, Fremont	69
31. Montana State University	64
32. University of Dayton	62
33. South Dakota State University	58
34. Lawrence Technological University	55
34. Louisiana Tech University	55
36. Capitol College	54
37. New Mexico State University	51
38. University of Nebraska, Lincoln	50
38. Wayne State University	50
40. Texas Tech University	49
41. DeVry University, Addison/DuPage	48
41. Minnesota State Univ., Mankato	48
43. Bradley University	46
44. University of North Texas	43
44. Western Michigan University	43
44. Youngstown State University	43
47. California Maritime Academy	42
48. Western Carolina University	41
49. DeVry University, Kansas City	40
49. DeVry University, Phoenix	40


93 total schools reported.

ENGINEERING TECHNOLOGY BACHELOR'S DEGREES BY GENDER




	1999	2000	2001	2002	2003	2004	2005	2006
Female	13.0%	12.7%	10.7%	11.0%	11.7%	11.1%	10.5%	10.4%
Male	87.0%	87.3%	89.3%	89.0%	88.3%	88.9%	89.5%	89.6%

ENGINEERING TECHNOLOGY BACHELOR'S DEGREES BY ETHNICITY



	1999	2000	2001	2002	2003	2004	2005	2006
African American	7.9%	8.6%	7.6%	8.1%	8.3%	8.4%	7.6%	7.9%
Hispanic	4.9%	5.5%	5.7%	4.7%	6.2%	5.9%	5.1%	5.2%
Other	8.8%	7.6%	10.9%	10.6%	9.5%	8.8%	10.3%	9.9%
Asian American	5.4%	5.5%	6.5%	5.8%	6.1%	5.5%	5.8%	5.2%
Caucasian	73.0%	72.8%	69.3%	70.8%	69.9%	71.4%	71.2%	71.8%

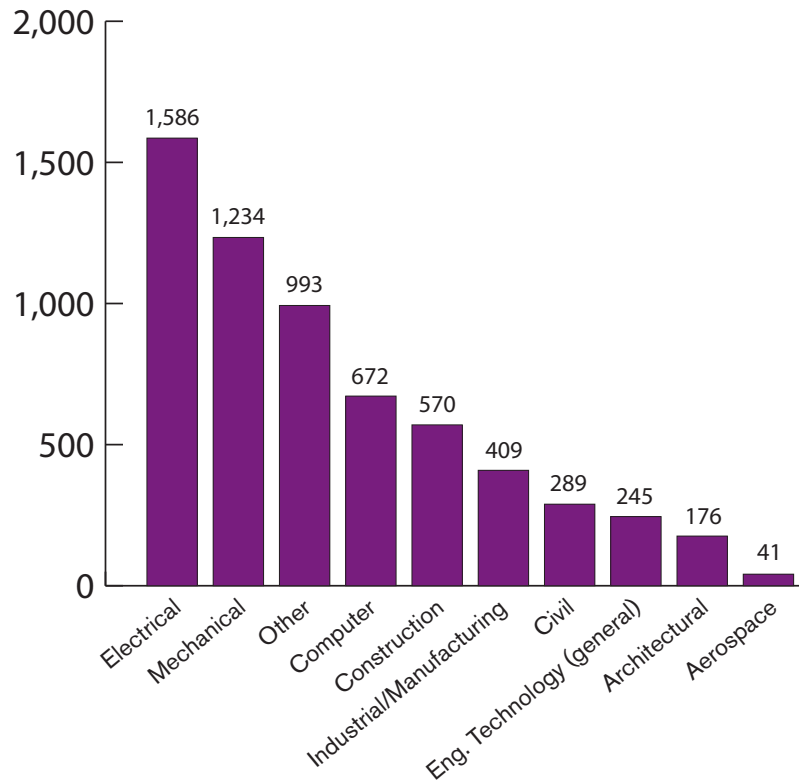
ENGINEERING TECHNOLOGY BACHELOR'S DEGREES BY RESIDENCY



	1999	2000	2001	2002	2003	2004	2005	2006
Foreign National	5.4%	4.7%	4.8%	4.6%	5.4%	5.0%	3.6%	3.5%
Domestic	94.6%	95.3%	95.2%	95.4%	94.6%	95.0%	96.4%	96.5%



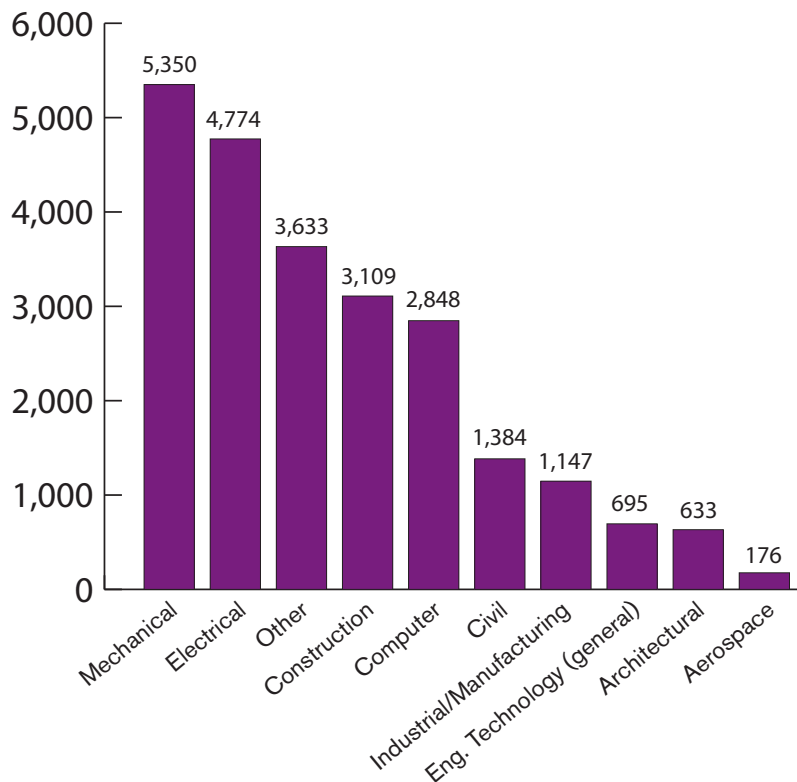
ENGINEERING TECHNOLOGY BACHELOR'S DEGREES BY DISCIPLINE: 6,215



ENGINEERING TECHNOLOGY DEGREES AWARDED TO WOMEN BY SCHOOL

1. Indiana U. Purdue U., Indianapolis	62
2. Ferris State University	40
3. Wentworth Institute of Technology	39
4. Purdue University	27
5. Southern Polytechnic State Univ.	22
6. University of Central Florida	20
6. Rochester Institute of Technology	20
8. Metropolitan State College of Denver	19
9. Old Dominion University	17
10. New Jersey Institute of Technology	16
11. University of Toledo	15
12. University of Houston	14
13. Arizona State Univ., Polytechnic	12
14. Alfred State College	11
14. California State Poly. Univ., Pomona	11
14. Northeastern University	11
17. Lawrence Technological University	10
18. Capitol College	9
18. University of Hartford	9
18. Univ. of North Carolina, Charlotte	9
21. DeVry University, Chicago	8
21. Oklahoma State University	8
21. Oregon Institute of Technology	8
24. California Maritime Academy	7
24. University of Dayton	7
24. DeVry University, Columbus	7
24. DeVry University, Fremont	7
24. Purdue University	7
29. Colorado State University, Pueblo	6
29. Wayne State University	6
31. DeVry University, Decatur	5
31. University of Memphis	5
31. Montana State University	5
31. Southern University and A&M College	5
31. Texas A&M University	5
36. Brigham Young University	4
36. DeVry Institute of Technology	4
36. DeVry University, Long Beach	4
36. DeVry University, North Brunswick	4
36. DeVry University, Phoenix	4
36. University of Massachusetts Lowell	4
36. Northern Illinois University	4
36. Weber State University	4
36. Western Michigan University	4
36. Youngstown State University	4
46. 9 schools tied with 3	

FULL-TIME ENGINEERING TECHNOLOGY ENROLLMENT BY DISCIPLINE: 23,749*



94 total schools reported.

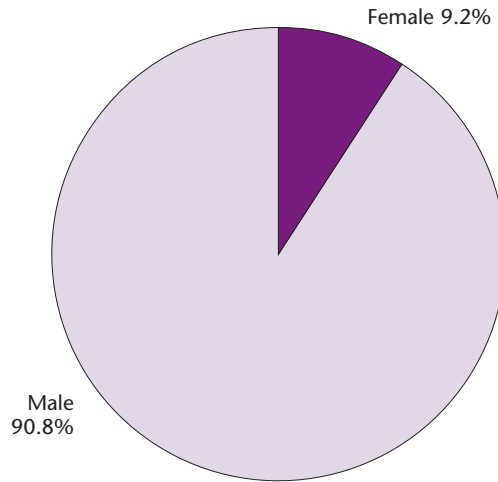
* Enrollment is for full-time bachelor's degree candidates in engineering technology.

ENGINEERING TECHNOLOGY ENROLLMENT BY SCHOOL*

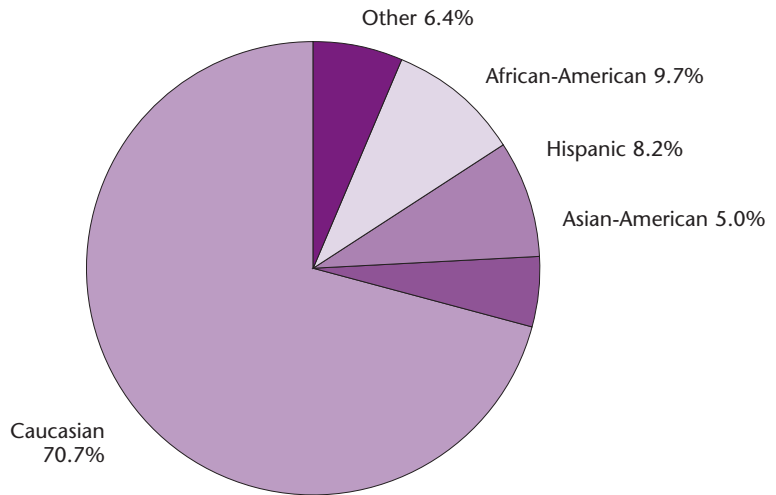
1. Ferris State University	2,111
2. Southern Polytechnic State University	1,588
3. Rochester Institute of Technology	1,203
4. Purdue University	1,062
5. University of Toledo	975
6. Wentworth Institute of Technology	947
7. Arizona State University, Polytechnic	815
8. Old Dominion University	813
9. University of Houston	750
10. Oklahoma State University	745
11. Purdue University, Calumet	736
12. Alfred State College	692
13. Univ. of North Carolina, Charlotte	684
14. Weber State University	612
15. California State Poly. Univ., Pomona	549
16. University of Central Florida	535
17. Indiana U.-Purdue U., Fort Wayne	524
18. New Jersey Institute of Technology	519
19. Oregon Institute of Technology	517
20. Metropolitan State College of Denver	498
21. South Dakota State University	428
22. Montana State University	420
23. University of Hartford	416
24. Pennsylvania State University, Erie	403
25. Texas A&M University	398
26. University of Maine	375
27. New Mexico State University	351
27. Texas Tech University	351
29. University of North Texas	343
30. Northeastern University	341
31. DeVry University, Chicago	326
32. DeVry University, Columbus	304
33. Minnesota State University, Mankato	296
34. Western Michigan University	254
35. Pennsylvania State Univ., Harrisburg	250
36. University of Dayton	242
37. Michigan Technological University	236
38. DeVry University, North Brunswick	234
39. Youngstown State University	230
40. Wayne State University	219
41. University of Nebraska, Lincoln	218
42. Capitol College	217
43. Buffalo State College	213
44. California State Univ., Sacramento	205
45. Northern Illinois University	200
46. Louisiana Tech University	195
47. University of Memphis	194
48. University of Arkansas, Little Rock	191
48. DeVry Institute of Technology	191
50. DeVry University, Addison/DuPage	185

91 total schools reported.
* Enrollment is for full-time and part-time bachelor's degree candidates in engineering technology.

ENGINEERING TECHNOLOGY ENROLLMENT BY GENDER



ENGINEERING TECHNOLOGY ENROLLMENT BY ETHNICITY



ENGINEERING TECHNOLOGY ENROLLMENT BY RESIDENCY

