



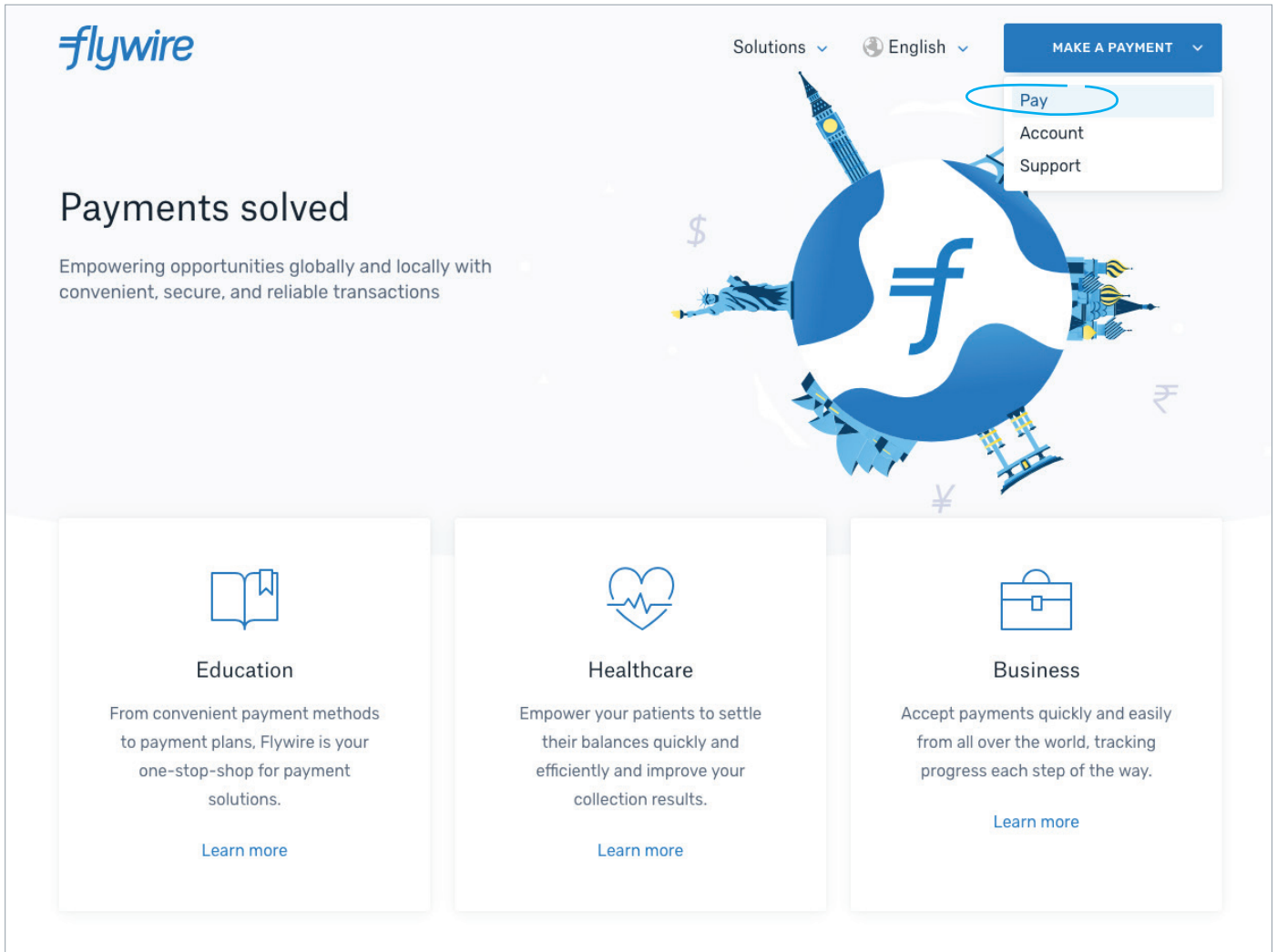
# Payer Guide

The student's guide to  
making international  
payments with Flywire



## Step 1: Get started

- Visit [www.flywire.com](http://www.flywire.com).
- Select “Make a Payment,” then select “Pay.”



The screenshot shows the Flywire website homepage. At the top left is the Flywire logo. To the right are navigation links for "Solutions" and "English". A blue button labeled "MAKE A PAYMENT" is highlighted, with a dropdown menu open showing "Pay", "Account", and "Support". The "Pay" option is circled in blue. Below the navigation is a large graphic of a globe with the Flywire logo in the center, surrounded by various international landmarks and currency symbols like the dollar sign, yen sign, and pound sign.

## Payments solved

Empowering opportunities globally and locally with convenient, secure, and reliable transactions

### Education

From convenient payment methods to payment plans, Flywire is your one-stop-shop for payment solutions.

[Learn more](#)

### Healthcare

Empower your patients to settle their balances quickly and efficiently and improve your collection results.

[Learn more](#)

### Business

Accept payments quickly and easily from all over the world, tracking progress each step of the way.

[Learn more](#)

FLYWIRE.COM

## Step 2: Find your institution

- Enter the name of the institution you want to pay, or select them from the drop-down menu.

**flywire** Solutions English MAKE A PAYMENT

### Find the institution you want to pay

Browse

CONTINUE

Can't find who you want to pay?

Getting bills through Flywire Invoicing? [Find my bill](#)

### How it works

**Send your funds to us**

Choose your preferred method—bank transfer or credit card—and receive payment instructions

**flywire**

**Institution receives your funds**

We receive, convert, and deliver the funds to the institution, notifying you each step of the way

### Step 3: Enter your country and payment amount

- Choose your home country from the drop-down menu.
- Enter the exact payment amount you owe.

### Tell us about your payment

You pay from

Country (\*)  
China

Your institution gets

\$ Amount (\*)  
5,000.00



NEXT →







## Step 4: Select your payment method

Based on your country selection, Flywire will automatically display your local currency rate with the appropriate payment options, such as traditional bank transfer or debit/credit card payment.

- Traditional bank transfer (also known as a wire) is the most cost-effective method. Please note that to complete the payment you will need to make arrangements with your bank (in person, online, or over the phone) and send your funds to Flywire in your chosen currency.
- Debit/credit card will allow you to make an online payment in your home currency. Contrary to a traditional international credit card payment, Flywire handles the foreign exchange so you will know the exact amount that will be deducted from your account before you make your payment. Please note that credit card payments are not available in every country.
- Flywire will then convert your currency and pay your institution.
- If you select your home country, but you don't see your home currency, don't worry — you can always pay in the currency of your institution or select a different currency by clicking the “I want to pay in another currency” link at the bottom of the page. Although the process and benefits will remain the same, your bank will handle the foreign exchange before sending the funds to Flywire.

### Select your preferred payment method

 **Best Price Guaranteed** We will beat your bank's rate 

 国内银行间人民币转账 Domestic RMB Transfer 需上传学校出具的付款通知	<b>CNY32,536.00</b>	<a href="#">SELECT</a>
<a href="#">More info</a> ▾		
 支付宝 - (Alipay.com)	<b>CNY32,536.00</b>	<a href="#">SELECT</a>
<a href="#">More info</a> ▾		
 银联卡 - (UnionPay)	<b>CNY32,536.00</b>	<a href="#">SELECT</a>
<a href="#">More info</a> ▾		
 网上银行 eBanking 需上传学校出具的录取通知	<b>CNY32,699.00</b>	<a href="#">SELECT</a>
<a href="#">More info</a> ▾		
 MasterCard in RMB	<b>CNY33,768.00</b>	<a href="#">SELECT</a>
<a href="#">More info</a> ▾		
 VISA in RMB	<b>CNY33,768.00</b>	<a href="#">SELECT</a>
<a href="#">More info</a> ▾		

[I want to pay in another currency](#) ▾


[Click for Live Chat Support](#)

## Step 5: Enter the payer's information

- Enter the payer's personal details and contact information.
- Agree to Flywire's terms and conditions by checking the box at the bottom of the form.
- Click Next to continue.

### Provide information about the payer

**Payer Information**

First name (*)	Middle name
Family name (*)	Address 1 (*)
Address 2	City (*)
State / Province / Region	Zip code / Postal Code
 Phone number (*) +86	Email (*)

**Payer Information**

Sender's full name on National Identity Card ...

I have read, understand, and agree to the Flywire [Terms of Use](#) and [Privacy Policy](#)

[← PREVIOUS](#) [NEXT →](#)

## Step 6: Enter the student's contact information

- Enter the student's personal details and contact information.
- Click Next to continue.

### Provide information requested by your institution

**Contact Information**

The person filling out this form is (\*)

**Student Information**

Payment Type <input type="text"/>	If Other, please specify: <input type="text"/>
Student ID (*) <input type="text"/>	First / Given Name (*) <input type="text"/>
Middle Name <input type="text"/>	Last name/Surname/Family Name (*) <input type="text"/>
Student Email Address (*) <input type="text"/>	Program of Study (*) <input type="text"/>
Expected year of program completion (*) <input type="text"/>	

## Step 7: Review and confirm your information

- Review the payer and student's information for accuracy. Use the "Previous" button if you would like to edit your information.
- Click Next to continue.

### Review & confirm payment information

Payment Information	You will send <b>CNY31,612.00</b>	Bryn Mawr College will receive <b>\$5,000.00</b>
	Country <b>China</b>	
Payment Method	Payment Option <b>国内银行间人民币转账 Domestic RMB Transfer</b>	
Payer Information	First name <b>Zhimin</b>	Middle name <b>-</b>
	Family name <b>Li</b>	Address 1 <b>63 RENMIN LU</b>
	Address 2 <b>-</b>	City <b>Qingdao Shi</b>
	State / Province / Region <b>Shandong</b>	Zip code / Postal Code <b>266033</b>
	Country <b>China</b>	Phone number <b>+86 14-59879335</b>
	Email <b>zli@gmail.com</b>	Sender's full name on National Identity Card <b>Zhimin Zhao Li</b>
Contact Information	The person filling out this form is <b>Student</b>	
Student Information	Payment Type <b>Tuition</b>	If Other, please specify: <b>-</b>
	Student ID <b>8745676</b>	First / Given Name <b>Zhimin</b>
	Middle Name <b>Zhao</b>	Last name/Surname/Family Name <b>Li</b>
	Student Email Address <b>zli@gmail.com</b>	Program of Study <b>Undergraduate program</b>
	Expected year of program completion <b>2019</b>	

[← PREVIOUS](#) [NEXT →](#)





## Step 8: For credit card payments: Enter your card details

- Enter your card number, name, expiration date, and security code.
- Enter your information within 15 minutes to avoid your session timing out.
- Click Make Payment to continue.

**\$5,000.00** ● Payment pending


**Payment status**

Follow the steps below to pay before March 29th 2018 or your payment will be cancelled automatically.

**Payment details**

You're sending	CNY31,833.00	They're receiving	\$5,000.00
----------------	--------------	-------------------	------------

Payment ID  
PTU490985358

**Payment details** 


\* Indicates a required field

**Card number \***

**Cardholder's name \***

**Expiry date \***

Month  Year


**Security code**   Last 3 digits on the back of card

**Contact details** ✓  
+34 432 543 123, zli@gmail.com

**ADD THIS PAYMENT TO YOUR ACCOUNT**

Manage your payment

- SMS notifications
- Cancel payment

POWERED BY 

St. Olaf College address: 1520 St. Olaf Ave

Copyright ©Flywire. 2009-2018 All rights reserved. Flywire is a trademark of Flywire Corporation.

# Need help?

## Customer Support Phone Numbers :

USA Toll free +1 800 346 9252

USA Local number +1 617 207 7076

Spain +34 96 065 3947

Canada +1 647 930 9424

Australia +61 (2) 800 69 729

United Kingdom +44 (20) 32 394 729

Hong Kong +852 30 184 814

South Korea +82 070 4732 6769

[flywire.com/support](https://flywire.com/support)

flywire

English Receive Payments How to pay Help Login

How can we help you?

Enter a question SEARCH

Getting started Creating & sending payments Tracking & troubleshooting

Top questions

Browse our most commonly asked questions

How do I cancel my payment? Common questions about refunds

How do I change my payment method? Do you accept credit cards/ debit cards?

What is an A2 form? Why is my credit card payment not going through?

Which currency exchange rate will be applied to my payment? Do you charge any fees?

I forgot my Flywire account password. What do I do? How long before my institution receives the money?

Paying from a specific country?

China India Korea

[flywire.com/contact](https://flywire.com/contact)

flywire

English Receive Payments How to pay Help Login

Contact us

Give us a shout about anything related to Flywire. We are usually pretty quick to reply, but responses could take up to 24 hours.

\* Full Name

\* Email

\* Message

SEND

Need Immediate Help?

USA & CANADA Toll free	+1 800 346 9252
USA Local number	+1 617 207 7076
Spain	+34 96 065 3947
Australia	+61 (2) 800 69 729
United Kingdom	+44 (20) 32 394 729
Hong Kong	+852 30 184 814
South Korea	+82 070 4732 6769
Singapore	+65 (3) 159 1945
Japan	+81 (50) 5846 6695
Thailand	+66 (60) 0035979
New Zealand	+64 (4) 8303373
Malaysia	+60-392126089

Skype [Click here to call us](https://support@flywire.com)

Email [support@flywire.com](mailto:support@flywire.com)

WeChat QR code for Chinese live support